



The Journey So Far....

Helena Edlin

Lead Vascular Scientist – Manchester NHS Foundation Trust

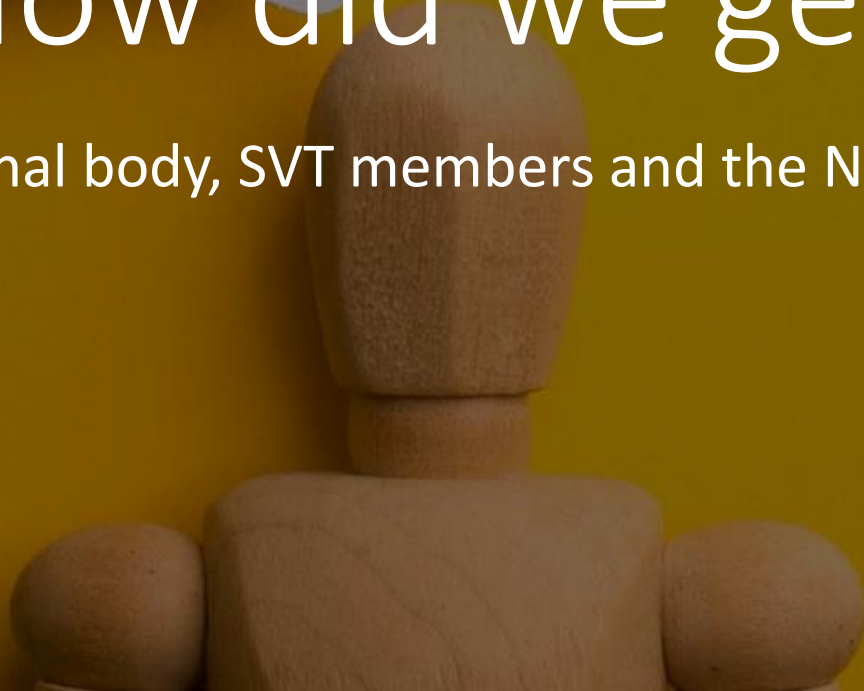
Educational Pathways Rep – SVT GB&I

Vascular Science Rep – NSHCS Physiological Science Themed Board



How did we get here?

Professional body, SVT members and the National School's support



As a result of workforce challenges and the development of the sonography degree apprenticeship, in Sept 2017 the Society for Vascular Technology (SVT) held a 'Heads of Service' meeting where all of the SVT heads of service were invited to a meeting in London to discuss the **Career Framework for Vascular Science**.



The points for discussion were:



Vascular Science Workforce



Vascular Science Career Framework

Workforce


There were 14 attendees at the meeting (representing 23% of the vascular labs around the country).



Everyone agreed that there were considerable issues with workforce and most had experienced difficulties in recruiting.




Some managers had already started to create bespoke roles at lower levels due to being unable to recruit band 7 staff.




All were in agreement that there was scope to create a level 6 Vascular Science degree to improve the workforce levels and create a complete career framework from level 2 through to level 8

Career Framework

In 2017 the career pathway for Vascular Science only included the level 3 AAA screening training and level 7 Vascular Scientist training.



There was work underway to develop level 4 Vascular Science associate units which included An Introduction to Vascular Science, ABPI, Toe pressure and TCPO2.



Which left a gap at level 6, meaning anyone wanting to progress had to leave vascular science to get a degree elsewhere, potentially losing vascular staff to other healthcare specialities.

Discussion

All agreed that creating a level 6 would not only increase the workforce and complete the career framework but it would also standardise training to those centres who had already developed these roles.

There were some who were a little apprehensive over this move, main concerns were whether this would result in Vascular Scientists being downgraded and paid at band 6. This was considered and it was agreed that we should discuss what this role would look like and determine if there would be a distinct difference between the scope of practice between the practitioner (level 6) and scientist (level 7) role.

The level 7 STP curriculum review was also planned which would coincide well with ensuring the scope of practice was distinct between the 2 levels.

2017
SVT HoS
proposed
scope of
practice

In addition to the
level 4 skills (ABPI/TBI)

AAA
screening
and
surveillance

DVT

Iliac and
popliteal
aneurysms

Vein
mapping

Carotid
screening

Venous
insufficiency
'screening'

Outcomes

This would create a robust role at level 6 with defined scope of practice which would be useful in the workplace.



It was agreed that a high level of audit and governance would be required.



With the up and coming review of the Vascular Science STP curriculum it would allow clear difference between the scope of practice and level of autonomy between the practitioner and scientist role, with the scientist being able to focus on the low volume, high risk, more complex work as well as concentrating on research and audit activity.

Proposed Scope of Practice 2017

Level 6 – Vascular Science Practitioner

PAD screening (ABPI, TBI)

AAA screening and surveillance

Peripheral aneurysm screen and surveillance

DVT

Vein mapping

Carotid screening

Venous insufficiency screening (subsequently removed)

Level 7 – Vascular Scientist

In addition to level 6

Peripheral artery duplex

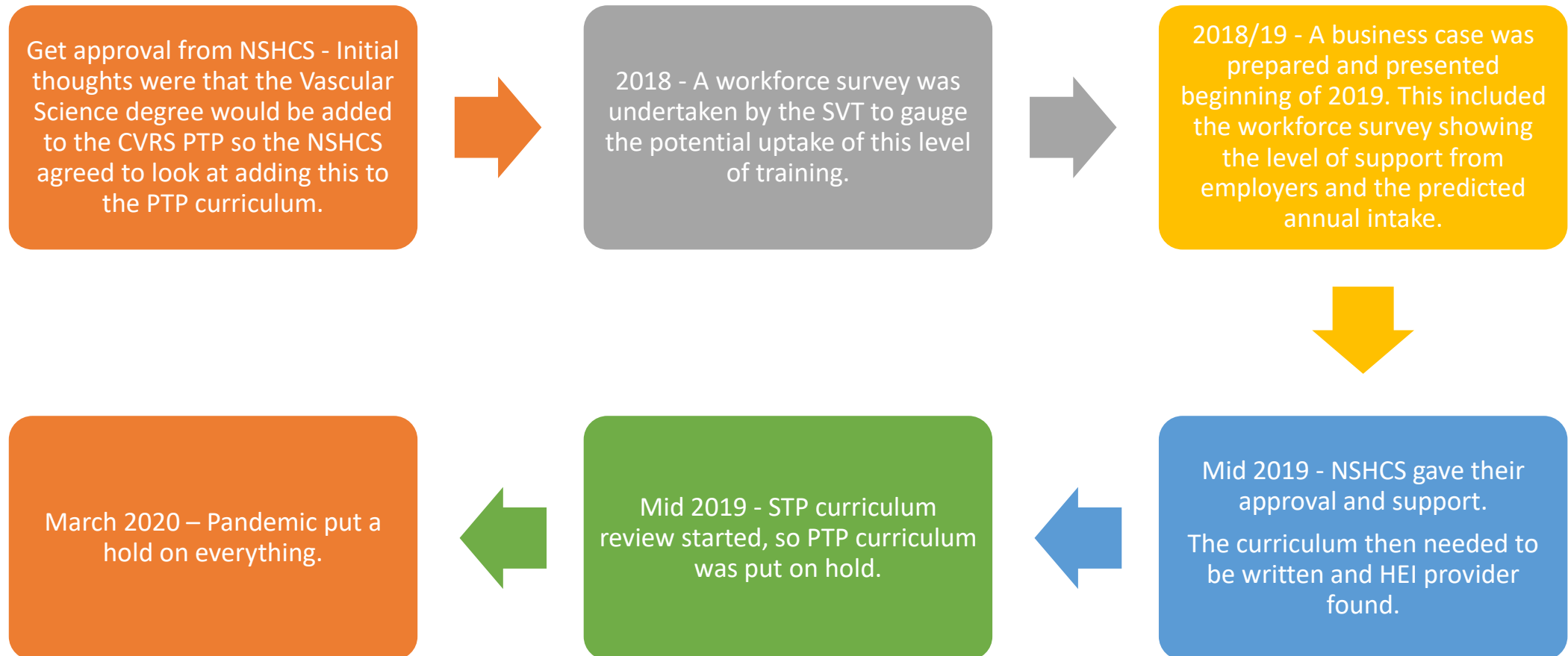
Venous incompetence assessment

Carotid artery disease grading

Complex DVT, vein mapping, aneurysms.


Other locally provided services eg EVAR, AV fistula, AVM, visceral vessels, pedal arteries, temporal arteries, TCD.

Next steps and challenges....



Here and Now

Mid 2021 we were in a position to resume work on the level 6 degree. I met with the NSHCS apprenticeship lead (Graham Wilson) to gain approval to move forward with the development of the level 6 curriculum – this was approved.



Sept 2021 Tracy and I were introduced where we could both see that this was a great opportunity for Vascular to join the Healthcare Science degree that Gloucestershire Uni were developing. Graham Wilson joined the initial meetings, a working group of vascular scientists from around the country was created, 3 of whom sit on the professional body education committee.

THE MAIN AIM

- The aim of developing this role is to mimic the training program we already have but allowing staff to stop at a lower level. For example, a vascular science trainee will be trained and signed off as competent in stages, eg normal carotids first then get diseased carotids checked.
- Standardise training at this level as depts are already creating these posts locally due to being unable to recruit to band 7's
- There are only 12 STP training placements per year, this isn't enough for a current or future needs in vascular science.

MAY NOT SUIT ALL

- This level might not be a good fit for all services. If a service doesn't provide ABPIs or DVTs then this might not be a useful member of staff.
- Aimed at services with high volume ABPI, DVT, AAA, and carotid scans. This has been a well received step forward from many service around the country.

Degree curriculum writing working group

A working group was formed which included myself, Ryan Ward (AVS) and Felicity Woodgate (AVS) from the SVT Education Committee and Kate Houghton (AVS) working with HEE as a Healthcare Science Fellow for SW.

With guidance from Gloucestershire Uni around the structure of the degree, the vascular specific modules were designed and written according to the credits available each year.

Healthcare Science (Vascular Science) BSc(Hons) Year 1

These modules include an introduction to the scientific basis of life,

human anatomy and physiology, diagnostic instrumentation, and

clinical professional practice.

Introduction to Vascular Science Practice. This provides an introduction to the routine diagnostics used within vascular science. Specifically, learners will be introduced to abdominal aortic aneurysm screening.

Peripheral Arterial Disease Assessment: This module covers the principles of Ankle Brachial Pressure Indices (ABPIs) and Toe Pressures (TPs) and their place within diagnostic practice. Specifically, Doppler technology will be studied and how it supports screening of peripheral arterial disease.

Healthcare Science (Vascular Science) BSc(Hons) Year 2

These modules focus more on patient pathways and appropriate investigation of vascular disease.

Ultrasound Technology

Peripheral Aneurysm Assessment

Lower Limb Venous Assessment

Healthcare Science (Vascular Science) BSc(Hons) Year 3

These modules further learning through the exploration of advanced diagnostic and therapeutic practices.

Learners will also have the opportunity to complete a piece of research within their clinical placement setting.

Extracranial carotid screening

Advanced Ultrasound Technology

Other Imaging Modalities

How?

To take on your own apprentice: Create a post (can be minimum wage) and apply for apprenticeship funding for the course (£9,250 [er year]) I've been informed that some local Health Education England commissioning groups are providing funding for apprenticeship posts in Healthcare Science, so worth asking.

Alternatively,

you could offer a placement to a direct entry trainee, ideally the placement would be within 90mins of Gloucestershire uni but if someone applies who lives further away, with the intention of doing the course as a distance learning programme then they would need a placement. Your Trust will be paid for the trainee per week for the placement.

If interested in taking a trainee on placement, please put forward your expression of interest to host a direct entry trainee, this will help plan the placements for direct entry group (tlongdenthurgood@glos.ac.uk)

Entry requirements

112 UCAS points (BBC),
other qualifications
such as BTEC and T
levels also accepted.

Mature students -
other qualifications
accepted – offers made
on individual basis.

Delivery

Apprenticeship route

The apprentice will attend university for 4 weeks per year (5 weeks yr 1) as detailed below.

They also need to be released 1 day a week for their online lectures (Monday year 1, Tuesday year 2, Wednesday year 3)

The remainder of the time will be in the hospital training (similar to the structure of the STP training)

	Year 1	Year 2	Year 3
Block 1	18/09/23 – 22/09/23 25/09/23 – 29/09/23	23/09/24 – 28/09/24	22/09/25 – 27/09/25
Block 2	08/01/24 – 12/01/24	06/01/25 – 10/01/25	05/01/26 – 09/01/26
Block 3	22/04/24 – 27/04/24	31/03/25 – 04/04/25	04/05/26 – 08/05/26
Block 4	22/07/24 – 26/07/24	21/07/25 – 25/07/25	15/06/26 – 19/06/26

Delivery

Direct Entry

The student will attend University full time with placement blocks in participating hospitals

These placement blocks are

10 weeks year 1

15 weeks year 2

25 weeks year 3

More info on the course and curriculum:

[Healthcare Science \(Vascular Science\) \(flippingbook.com\)](#)

<https://www.glos.ac.uk/courses/course/dahsv-da-healthcare-science-practitioner-l6/>

Contact educationpathways@svtgbi.org.uk for any more information regarding the course or advice on apprenticeship funding.

Next steps...

- The SVT professional Standards Committee are planning to write job description examples for all levels to help members understand how they might use these levels in their services.



Any Questions?